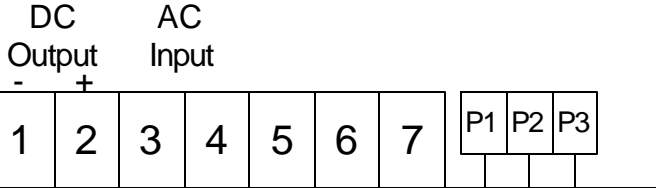
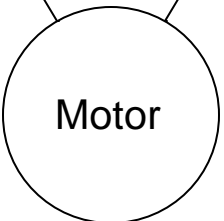
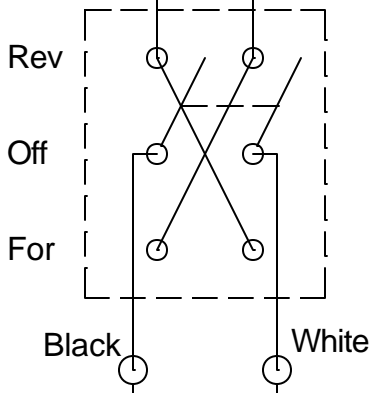


Wiring diagram for HF 7x10 mini lathe with illuminated rocker power switch and upgrade 350-watt controller. Jumpers added to defeat interlock circuit.

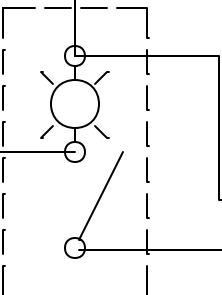
FC350BJ/110V Controller



F/O/R Switch

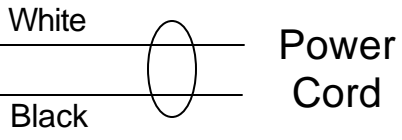
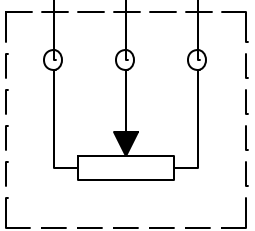


Fuse



Power Switch

Potentiometer



Power Cord

| | | |
|---|------|--------------|
| LittleMachineShop.com | | |
| <small>© 2005 LittleMachineShop.com. All rights reserved.</small> | | |
| Wiring Diagram, Mini Lathe | | |
| Revision 0 | 2510 | Sheet 1 of 1 |